

OPEN -- Overall Stage Results
VI ETAPA IPSC ESTADUAL 2010 FTPRJ

Printed agosto 29, 2010 at 20:31



Stage 1 -- PISTA 1

	PTS	TIME	HIT FACTOR	STAGE POINTS	STAGE PERCENT	COMPETITOR # Name
1	43	6,23	6,9021	45,0000	100,00	24 RIBAS, GUGA
2	43	6,84	6,2865	40,9868	91,08	14 Kiko, Antonio Lima
3	42	9,62	4,3659	28,4647	63,25	38 LIMA, LUIZ CARLOS C.
4	28	6,75	4,1481	27,0450	60,10	18 Cariello, Horacio
5	40	9,65	4,1451	27,0249	60,06	23 Adolpho, Antonio
6	42	10,85	3,8710	25,2378	56,08	31 Armenio, Joaquim

STANDARD -- Overall Stage Results**VI ETAPA IPSC ESTADUAL 2010 FTPRJ**

Printed agosto 29, 2010 at 20:31

**Stage 1 -- PISTA 1**

	PTS	TIME	HIT FACTOR	STAGE POINTS	STAGE PERCENT	COMPETITOR # Name
1	45	7,61	5,9133	45,0000	100,00	40 Zander Lima, Igor
2	43	9,04	4,7566	36,1980	80,44	3 AGUIAR, ROMERO
3	37	8,78	4,2141	32,0695	71,27	34 Gomes Neto, Roberto Lourenç
4	43	10,60	4,0566	30,8708	68,60	12 Bauer Castor, Augusto
5	43	10,88	3,9522	30,0763	66,84	29 Pereira dos Santos, Joaquim
6	38	9,78	3,8855	29,5685	65,71	9 LAU, ARTUR
7	44	13,16	3,3435	25,4438	56,54	45 MEINICKE, SERGIO
8	40	12,38	3,2310	24,5880	54,64	17 PITKOWSKI, SILVIO
9	35	10,89	3,2140	24,4582	54,35	37 Ferreira, Leonardo
10	39	12,34	3,1605	24,0511	53,45	2 Pereira, Nelson Jose
11	39	12,68	3,0757	23,4062	52,01	21 Siqueira, MuriloVieira
12	39	13,23	2,9478	22,4331	49,85	4 Chor, Paulo
13	39	13,55	2,8782	21,9033	48,67	7 FRANKLIN, CARLOS
14	43	14,96	2,8743	21,8737	48,61	22 Bastos, Fabricio
15	39	13,61	2,8655	21,8068	48,46	26 MAIA, MARCOG
16	43	15,22	2,8252	21,5000	47,78	19 DUTRA, ANDRE
17	40	14,35	2,7875	21,2125	47,14	1 Silva, Denise Lima
18	36	13,12	2,7439	20,8811	46,40	30 Lima, Dalton Teixeira
19	36	13,38	2,6906	20,4753	45,50	5 PAULOROBERTO, DIAS
20	42	17,75	2,3662	18,0068	40,02	6 Mano, Frederico
21	36	15,81	2,2770	17,3283	38,51	25 FARIA, JUAREZ
22	24	10,93	2,1958	16,7100	37,13	8 Failde de Souza, Luiz Carlos
23	24	11,63	2,0636	15,7042	34,90	44 FERRAI, ALEXANDRE
24	31	20,60	1,5049	11,4519	25,45	32 SABOYA, JACKSON
25	12	9,99	1,2012	9,1411	20,31	20 Januzzi, Ricardo
26	11	12,11	0,9083	6,9125	15,36	39 Neto, Manoel
27	12	15,34	0,7823	5,9531	13,23	43 KLEINER, SERGIO
28	0	18,65	0,0000	0,0000	0,00	42 BALASSIANO, ALEXANDRE

PRODUCTION -- Overall Stage Results**VI ETAPA IPSC ESTADUAL 2010 FTPRJ**

Printed agosto 29, 2010 at 20:31


**Stage 1 -- PISTA 1**

	PTS	TIME	HIT FACTOR	STAGE POINTS	STAGE PERCENT	COMPETITOR # Name
1	39	8,34	4,6763	45,0000	100,00	33 Lourenço Gomes Filho, Roberto
2	43	9,89	4,3478	41,8395	92,98	47 BRUM, VAGNER
3	41	10,20	4,0196	38,6810	85,96	13 Cerqueira, Carlos H R
4	43	11,22	3,8324	36,8799	81,96	28 Razuck, Elymar
5	41	11,16	3,6738	35,3536	78,56	41 Failde, Paulo Roberto
6	33	10,02	3,2934	31,6928	70,43	36 Ribas, Heraldo Sergio
7	41	13,12	3,1250	30,0721	66,83	15 Costa, Jose Carlos
8	24	9,31	2,5779	24,8071	55,13	35 Aguiar, Luiz Oswaldo
9	41	16,34	2,5092	24,1460	53,66	49 CARVALHO, VAGNER

REVOLVER (STANDARD) -- Overall Stage Results

VI ETAPA IPSC ESTADUAL 2010 FTPRJ

Printed agosto 29, 2010 at 20:31



Stage 1 -- PISTA 1

	PTS	TIME	HIT FACTOR	STAGE POINTS	STAGE PERCENT	COMPETITOR # Name
1	39	14,88	2,6210	45,0000	100,00	16 RITER, CARLOS
2	45	18,18	2,4752	42,4981	94,44	27 Ferreira Pinto, Marcos Flávio
3	26	10,97	2,3701	40,6928	90,43	10 Priori, Manoel
4	44	18,83	2,3367	40,1193	89,15	50 FLINTZ, MARCUS
5	37	22,42	1,6503	28,3346	62,97	46 CLAUDIO, JOAO

OPEN -- Overall Stage Results
VI ETAPA IPSC ESTADUAL 2010 FTPRJ

Printed agosto 29, 2010 at 20:31



Stage 2 -- PISTA 2

	PTS	TIME	HIT FACTOR	STAGE POINTS	STAGE PERCENT	COMPETITOR # Name
1	119	13,80	8,6232	125,0000	100,00	14 Kiko, Antonio Lima
2	116	13,92	8,3333	120,7983	96,64	24 RIBAS, GUGA
3	111	13,39	8,2898	120,1668	96,13	18 Cariello, Horacio
4	115	20,66	5,5663	80,6881	64,55	38 LIMA, LUIZ CARLOS C.
5	112	20,45	5,4768	79,3902	63,51	23 Adolpho, Antonio
6	106	21,79	4,8646	70,5165	56,41	31 Armenio, Joaquim

STANDARD -- Overall Stage Results**VI ETAPA IPSC ESTADUAL 2010 FTPRJ**


Printed agosto 29, 2010 at 20:31

**Stage 2 -- PISTA 2**

	PTS	TIME	HIT FACTOR	STAGE POINTS	STAGE PERCENT	COMPETITOR # Name
1	116	16,12	7,1960	125,0000	100,00	40 Zander Lima, Igor
2	120	19,71	6,0883	105,7576	84,61	3 AGUIAR, ROMERO
3	114	20,44	5,5773	96,8815	77,51	9 LAU, ARTUR
4	121	22,53	5,3706	93,2913	74,63	45 MEINICKE, SERGIO
5	111	21,34	5,2015	90,3536	72,28	20 Januzzi, Ricardo
6	114	22,61	5,0420	87,5833	70,07	30 Lima, Dalton Teixeira
7	118	23,78	4,9622	86,1960	68,96	12 Bauer Castor, Augusto
8	121	25,55	4,7358	82,2643	65,81	44 FERRAI, ALEXANDRE
9	114	24,32	4,6875	81,4251	65,14	29 Pereira dos Santos, Joaquim
10	119	25,47	4,6722	81,1587	64,93	5 PAULOROBERTO, DIAS
11	117	25,81	4,5331	78,7435	62,99	4 Chor, Paulo
12	86	20,35	4,2260	73,4093	58,73	8 Failde de Souza, Luiz Carlos
13	100	23,94	4,1771	72,5593	58,05	21 Siqueira, MuriloVieira
14	92	22,72	4,0493	70,3391	56,27	34 Gomes Neto, Roberto Lourenç
15	107	26,43	4,0484	70,3240	56,26	2 Pereira, Nelson Jose
16	74	19,33	3,8282	66,4993	53,20	37 Ferreira, Leonardo
17	115	31,41	3,6613	63,5985	50,88	6 Mano, Frederico
18	97	27,44	3,5350	61,4051	49,12	42 BALASSIANO, ALEXANDRE
19	87	26,20	3,3206	57,6813	46,15	39 Neto, Manoel
20	108	32,73	3,2997	57,3185	45,85	1 Silva, Denise Lima
21	96	33,86	2,8352	49,2494	39,40	7 FRANKLIN, CARLOS
22	98	36,71	2,6696	46,3723	37,10	43 KLEINER, SERGIO
23	84	32,59	2,5775	44,7726	35,82	17 PITKOWSKI, SILVIO
24	84	33,53	2,5052	43,5174	34,81	26 MAIA, MARCOG
25	64	29,21	2,1910	38,0597	30,45	25 FARIA, JUAREZ
26	58	26,79	2,1650	37,6073	30,09	22 Bastos, Fabricio
27	111	51,55	2,1532	37,4034	29,92	32 SABOYA, JACKSON
28	0	30,79	0,0000	0,0000	0,00	19 DUTRA, ANDRE

PRODUCTION -- Overall Stage Results**VI ETAPA IPSC ESTADUAL 2010 FTPRJ**

Printed agosto 29, 2010 at 20:31


**Stage 2 -- PISTA 2**

	PTS	TIME	HIT FACTOR	STAGE POINTS	STAGE PERCENT	COMPETITOR # Name
1	119	18,01	6,6074	125,0000	100,00	47 BRUM, VAGNER
2	105	18,26	5,7503	108,7841	87,03	36 Ribas, Heraldo Sergio
3	109	19,02	5,7308	108,4158	86,73	33 Lourenço Gomes Filho, Roberto
4	111	23,13	4,7990	90,7871	72,63	41 Failde, Paulo Roberto
5	119	24,99	4,7619	90,0860	72,07	13 Cerqueira, Carlos H R
6	109	25,53	4,2695	80,7704	64,62	28 Razuck, Elymar
7	92	22,61	4,0690	76,9775	61,58	35 Aguiar, Luiz Oswaldo
8	115	32,25	3,5659	67,4598	53,97	49 CARVALHO, VAGNER
9	66	37,71	1,7502	33,1104	26,49	15 Costa, Jose Carlos

REVOLVER (STANDARD) -- Overall Stage Results

VI ETAPA IPSC ESTADUAL 2010 FTPRJ

Printed agosto 29, 2010 at 20:31



Stage 2 -- PISTA 2

	PTS	TIME	HIT FACTOR	STAGE POINTS	STAGE PERCENT	COMPETITOR # Name
1	116	29,68	3,9084	125,0000	100,00	10 Priori, Manoel
2	107	43,30	2,4711	79,0336	63,23	16 RITER, CARLOS
3	123	51,42	2,3921	76,5049	61,20	27 Ferreira Pinto, Marcos Flávio
4	121	73,45	1,6474	52,6877	42,15	46 CLAUDIO, JOAO
5	58	42,43	1,3670	43,7191	34,98	50 FLINTZ, MARCUS

OPEN -- Overall Stage Results
VI ETAPA IPSC ESTADUAL 2010 FTPRJ

Printed agosto 29, 2010 at 20:31



Stage 3 -- PISTA 3

	PTS	TIME	HIT FACTOR	STAGE POINTS	STAGE PERCENT	COMPETITOR # Name
1	117	14,19	8,2452	120,0000	100,00	14 Kiko, Antonio Lima
2	117	15,71	7,4475	108,3896	90,32	18 Cariello, Horacio
3	116	19,17	6,0511	88,0671	73,39	24 RIBAS, GUGA
4	120	20,28	5,9172	86,1174	71,76	38 LIMA, LUIZ CARLOS C.
5	104	20,58	5,0535	73,5471	61,29	23 Adolpho, Antonio
6	113	27,91	4,0487	58,9246	49,10	31 Armenio, Joaquim

STANDARD -- Overall Stage Results**VI ETAPA IPSC ESTADUAL 2010 FTPRJ**

Printed agosto 29, 2010 at 20:31

**Stage 3 -- PISTA 3**

	PTS	TIME	HIT FACTOR	STAGE POINTS	STAGE PERCENT	COMPETITOR # Name
1	119	21,65	5,4965	120,0000	100,00	40 Zander Lima, Igor
2	116	21,34	5,4358	118,6740	98,90	3 AGUIAR, ROMERO
3	110	20,93	5,2556	114,7402	95,62	34 Gomes Neto, Roberto Lourenç
4	117	28,84	4,0569	88,5692	73,81	9 LAU, ARTUR
5	97	25,00	3,8800	84,7079	70,59	30 Lima, Dalton Teixeira
6	120	34,02	3,5273	77,0086	64,17	29 Pereira dos Santos, Joaquim
7	112	32,03	3,4967	76,3402	63,62	4 Chor, Paulo
8	113	32,89	3,4357	75,0079	62,51	12 Bauer Castor, Augusto
9	109	33,44	3,2596	71,1627	59,30	20 Januzzi, Ricardo
10	78	27,04	2,8846	62,9767	52,48	21 Siqueira, MuriloVieira
11	115	43,04	2,6719	58,3335	48,61	19 DUTRA, ANDRE
12	104	39,40	2,6396	57,6274	48,02	2 Pereira, Nelson Jose
13	113	43,52	2,5965	56,6868	47,24	5 PAULOROBERTO, DIAS
14	78	31,27	2,4944	54,4577	45,38	44 FERRAI, ALEXANDRE
15	112	45,27	2,4740	54,0132	45,01	43 KLEINER, SERGIO
16	118	47,82	2,4676	53,8722	44,89	1 Silva, Denise Lima
17	80	32,61	2,4532	53,5589	44,63	8 Failde de Souza, Luiz Carlos
18	87	35,79	2,4308	53,0701	44,23	17 PITKOWSKI, SILVIO
19	114	48,12	2,3691	51,7215	43,10	39 Neto, Manoel
20	98	42,19	2,3228	50,7118	42,26	6 Mano, Frederico
21	104	46,90	2,2175	48,4120	40,34	45 MEINICKE, SERGIO
22	83	40,68	2,0403	44,5440	37,12	32 SABOYA, JACKSON
23	84	43,64	1,9248	42,0230	35,02	7 FRANKLIN, CARLOS
24	95	51,71	1,8372	40,1089	33,42	26 MAIA, MARCOG
25	46	25,57	1,7990	39,2753	32,73	37 Ferreira, Leonardo
26	81	47,92	1,6903	36,9029	30,75	42 BALASSIANO, ALEXANDRE
27	78	53,64	1,4541	31,7467	26,46	22 Bastos, Fabricio
28	96	74,25	1,2929	28,2271	23,52	25 FARIA, JUAREZ

PRODUCTION -- Overall Stage Results**VI ETAPA IPSC ESTADUAL 2010 FTPRJ**

Printed agosto 29, 2010 at 20:31

**Stage 3 -- PISTA 3**

	PTS	TIME	HIT FACTOR	STAGE POINTS	STAGE PERCENT	COMPETITOR # Name
1	99	21,06	4,7009	120,0000	100,00	36 Ribas, Heraldo Sergio
2	99	21,10	4,6919	119,7725	99,81	47 BRUM, VAGNER
3	120	28,07	4,2750	109,1298	90,94	28 Razuck, Elymar
4	114	27,06	4,2129	107,5428	89,62	33 Lourenço Gomes Filho, Roberto
5	118	30,69	3,8449	98,1498	81,79	41 Failde, Paulo Roberto
6	120	44,01	2,7267	69,6040	58,00	13 Cerqueira, Carlos H R
7	99	42,06	2,3538	60,0856	50,07	15 Costa, Jose Carlos
8	74	32,89	2,2499	57,4344	47,86	35 Aguiar, Luiz Oswaldo
9	59	49,24	1,1982	30,5871	25,49	49 CARVALHO, VAGNER

REVOLVER (STANDARD) -- Overall Stage Results

VI ETAPA IPSC ESTADUAL 2010 FTPRJ

Printed agosto 29, 2010 at 20:31



Stage 3 -- PISTA 3

	PTS	TIME	HIT FACTOR	STAGE POINTS	STAGE PERCENT	COMPETITOR # Name
1	118	44,73	2,6381	120,0000	100,00	16 RITER, CARLOS
2	111	42,75	2,5965	118,1096	98,42	10 Priori, Manoel
3	120	47,99	2,5005	113,7440	94,79	27 Ferreira Pinto, Marcos Flávio
4	74	84,55	0,8752	39,8122	33,18	46 CLAUDIO, JOAO
5	86	115,35	0,7456	33,9140	28,26	50 FLINTZ, MARCUS

OPEN -- Overall Stage Results
VI ETAPA IPSC ESTADUAL 2010 FTPRJ

Printed agosto 29, 2010 at 20:31



Stage 4 -- PISTA 4

	PTS	TIME	HIT FACTOR	STAGE POINTS	STAGE PERCENT	COMPETITOR # Name
1	154	15,70	9,8089	160,0000	100,00	24 RIBAS, GUGA
2	153	17,96	8,5189	138,9582	86,85	14 Kiko, Antonio Lima
3	150	17,95	8,3565	136,3094	85,19	18 Cariello, Horacio
4	146	23,79	6,1370	100,1054	62,57	38 LIMA, LUIZ CARLOS C.
5	151	27,08	5,5761	90,9551	56,85	31 Armenio, Joaquim
6	154	32,74	4,7037	76,7257	47,95	23 Adolpho, Antonio

STANDARD -- Overall Stage Results**VI ETAPA IPSC ESTADUAL 2010 FTPRJ**


Printed agosto 29, 2010 at 20:31

**Stage 4 -- PISTA 4**

	PTS	TIME	HIT FACTOR	STAGE POINTS	STAGE PERCENT	COMPETITOR # Name
1	151	21,24	7,1092	160,0000	100,00	40 Zander Lima, Igor
2	125	21,47	5,8221	131,0314	81,89	34 Gomes Neto, Roberto Lourenç
3	152	26,76	5,6801	127,8365	79,90	3 AGUIAR, ROMERO
4	151	28,15	5,3641	120,7247	75,45	20 Januzzi, Ricardo
5	151	30,10	5,0166	112,9037	70,56	9 LAU, ARTUR
6	157	33,43	4,6964	105,6966	66,06	29 Pereira dos Santos, Joaquim
7	134	28,55	4,6935	105,6322	66,02	12 Bauer Castor, Augusto
8	116	26,00	4,4615	100,4112	62,76	37 Ferreira, Leonardo
9	149	34,42	4,3289	97,4256	60,89	2 Pereira, Nelson Jose
10	144	33,57	4,2895	96,5403	60,34	17 PITKOWSKI, SILVIO
11	145	36,44	3,9791	89,5545	55,97	44 FERRAI, ALEXANDRE
12	142	35,80	3,9665	89,2695	55,79	8 Failde de Souza, Luiz Carlos
13	150	42,24	3,5511	79,9217	49,95	30 Lima, Dalton Teixeira
14	125	35,25	3,5461	79,8084	49,88	21 Siqueira, MuriloVieira
15	137	40,59	3,3752	75,9625	47,48	4 Chor, Paulo
16	141	46,59	3,0264	68,1121	42,57	5 PAULOROBERTO, DIAS
17	134	44,67	2,9998	67,5128	42,20	26 MAIA, MARCOG
18	156	53,09	2,9384	66,1317	41,33	7 FRANKLIN, CARLOS
19	146	54,65	2,6715	60,1257	37,58	19 DUTRA, ANDRE
20	116	46,54	2,4925	56,0956	35,06	6 Mano, Frederico
21	134	57,97	2,3115	52,0234	32,51	45 MEINICKE, SERGIO
22	140	61,77	2,2665	51,0091	31,88	32 SABOYA, JACKSON
23	123	58,16	2,1149	47,5969	29,75	1 Silva, Denise Lima
24	130	67,82	1,9168	43,1403	26,96	22 Bastos, Fabricio
25	93	54,43	1,7086	38,4541	24,03	39 Neto, Manoel
26	131	77,19	1,6971	38,1951	23,87	43 KLEINER, SERGIO
27	106	65,34	1,6223	36,5110	22,82	25 FARIA, JUAREZ
28	77	55,38	1,3904	31,2921	19,56	42 BALASSIANO, ALEXANDRE

PRODUCTION -- Overall Stage Results**VI ETAPA IPSC ESTADUAL 2010 FTPRJ**

Printed agosto 29, 2010 at 20:31


**Stage 4 -- PISTA 4**

	PTS	TIME	HIT FACTOR	STAGE POINTS	STAGE PERCENT	COMPETITOR # Name
1	136	23,02	5,9079	160,0000	100,00	33 Lourenço Gomes Filho, Roberto
2	150	27,31	5,4925	148,7497	92,97	47 BRUM, VAGNER
3	130	28,95	4,4905	121,6133	76,01	36 Ribas, Heraldo Sergio
4	140	35,52	3,9414	106,7435	66,71	28 Razuck, Elymar
5	130	41,47	3,1348	84,8977	53,06	35 Aguiar, Luiz Oswaldo
6	107	36,21	2,9550	80,0279	50,02	13 Cerqueira, Carlos H R
7	98	37,98	2,5803	69,8807	43,68	41 Failde, Paulo Roberto
8	146	63,55	2,2974	62,2191	38,89	49 CARVALHO, VAGNER
9	80	48,75	1,6410	44,4428	27,78	15 Costa, Jose Carlos

REVOLVER (STANDARD) -- Overall Stage Results

VI ETAPA IPSC ESTADUAL 2010 FTPRJ

Printed agosto 29, 2010 at 20:31



Stage 4 -- PISTA 4

	PTS	TIME	HIT FACTOR	STAGE POINTS	STAGE PERCENT	COMPETITOR # Name
1	143	49,45	2,8918	160,0000	100,00	10 Priori, Manoel
2	140	55,51	2,5221	139,5427	87,21	16 RITER, CARLOS
3	152	65,72	2,3128	127,9665	79,98	27 Ferreira Pinto, Marcos Flávio
4	138	88,25	1,5637	86,5196	54,07	46 CLAUDIO, JOAO
5	137	90,50	1,5138	83,7572	52,35	50 FLINTZ, MARCUS

OPEN -- Overall Stage Results
VI ETAPA IPSC ESTADUAL 2010 FTPRJ

Printed agosto 29, 2010 at 20:31



Stage 5 -- PISTA 5

	PTS	TIME	HIT FACTOR	STAGE POINTS	STAGE PERCENT	COMPETITOR # Name
1	149	22,19	6,7147	160,0000	100,00	18 Cariello, Horacio
2	155	23,61	6,5650	156,4324	97,77	24 RIBAS, GUGA
3	133	21,85	6,0870	145,0411	90,65	14 Kiko, Antonio Lima
4	154	31,67	4,8626	115,8680	72,42	38 LIMA, LUIZ CARLOS C.
5	151	38,36	3,9364	93,7971	58,62	23 Adolpho, Antonio
6	158	45,64	3,4619	82,4902	51,56	31 Armenio, Joaquim

STANDARD -- Overall Stage Results**VI ETAPA IPSC ESTADUAL 2010 FTPRJ**


Printed agosto 29, 2010 at 20:31

**Stage 5 -- PISTA 5**

	PTS	TIME	HIT FACTOR	STAGE POINTS	STAGE PERCENT	COMPETITOR # Name
1	137	27,80	4,9281	160,0000	100,00	40 Zander Lima, Igor
2	143	34,83	4,1057	133,2990	83,31	9 LAU, ARTUR
3	157	38,72	4,0548	131,6463	82,28	29 Pereira dos Santos, Joaquim
4	151	37,27	4,0515	131,5412	82,21	20 Januzzi, Ricardo
5	132	32,63	4,0454	131,3412	82,09	34 Gomes Neto, Roberto Lourenç
6	152	37,70	4,0318	130,9021	81,81	2 Pereira, Nelson Jose
7	148	39,52	3,7449	121,5875	75,99	3 AGUIAR, ROMERO
8	129	34,89	3,6973	120,0419	75,03	21 Siqueira, MuriloVieira
9	154	42,82	3,5965	116,7665	72,98	8 Failde de Souza, Luiz Carlos
10	140	39,49	3,5452	115,1026	71,94	37 Ferreira, Leonardo
11	148	41,88	3,5339	114,7359	71,71	12 Bauer Castor, Augusto
12	152	45,39	3,3488	108,7245	67,95	44 FERRAI, ALEXANDRE
13	144	44,15	3,2616	105,8951	66,18	26 MAIA, MARCOG
14	140	48,48	2,8878	93,7583	58,60	30 Lima, Dalton Teixeira
15	144	50,66	2,8425	92,2872	57,68	5 PAULOROBERTO, DIAS
16	148	55,58	2,6628	86,4545	54,03	19 DUTRA, ANDRE
17	153	58,90	2,5976	84,3374	52,71	4 Chor, Paulo
18	135	54,15	2,4931	80,9430	50,59	17 PITKOWSKI, SILVIO
19	138	58,39	2,3634	76,7335	47,96	45 MEINICKE, SERGIO
20	146	67,59	2,1601	70,1317	43,83	22 Bastos, Fabricio
21	146	76,91	1,8983	61,6331	38,52	1 Silva, Denise Lima
22	98	52,08	1,8817	61,0941	38,18	6 Mano, Frederico
23	148	80,34	1,8422	59,8100	37,38	39 Neto, Manoel
24	142	101,05	1,4052	45,6243	28,52	32 SABOYA, JACKSON
25	125	93,51	1,3368	43,4006	27,13	7 FRANKLIN, CARLOS
26	120	97,43	1,2317	39,9883	24,99	43 KLEINER, SERGIO
27	76	73,60	1,0326	33,5259	20,95	42 BALASSIANO, ALEXANDRE
28	69	82,67	0,8346	27,0985	16,94	25 FARIA, JUAREZ

PRODUCTION -- Overall Stage Results**VI ETAPA IPSC ESTADUAL 2010 FTPRJ**

Printed agosto 29, 2010 at 20:31


**Stage 5 -- PISTA 5**

	PTS	TIME	HIT FACTOR	STAGE POINTS	STAGE PERCENT	COMPETITOR # Name
1	148	27,86	5,3123	160,0000	100,00	47 BRUM, VAGNER
2	154	33,65	4,5765	137,8399	86,15	36 Ribas, Heraldo Sergio
3	138	33,84	4,0780	122,8254	76,77	33 Lourenço Gomes Filho, Roberto
4	138	42,46	3,2501	97,8900	61,18	35 Aguiar, Luiz Oswaldo
5	146	45,06	3,2401	97,5890	60,99	28 Razuck, Elymar
6	132	43,45	3,0380	91,5005	57,19	41 Failde, Paulo Roberto
7	144	61,28	2,3499	70,7755	44,23	13 Cerqueira, Carlos H R
8	122	53,68	2,2727	68,4521	42,78	49 CARVALHO, VAGNER
9	141	73,73	1,9124	57,5989	36,00	15 Costa, Jose Carlos

REVOLVER (STANDARD) -- Overall Stage Results

VI ETAPA IPSC ESTADUAL 2010 FTPRJ

Printed agosto 29, 2010 at 20:31



Stage 5 -- PISTA 5

	PTS	TIME	HIT FACTOR	STAGE POINTS	STAGE PERCENT	COMPETITOR # Name
1	160	65,43	2,4454	160,0000	100,00	27 Ferreira Pinto, Marcos Flávio
2	132	58,41	2,2599	147,8644	92,42	10 Priori, Manoel
3	158	81,35	1,9422	127,0798	79,42	50 FLINTZ, MARCUS
4	127	79,39	1,5997	104,6682	65,42	16 RITER, CARLOS
5	131	95,67	1,3693	89,5927	56,00	46 CLAUDIO, JOAO

OPEN -- Overall Stage Results
VI ETAPA IPSC ESTADUAL 2010 FTPRJ

Printed agosto 29, 2010 at 20:31



Stage 6 -- PISTA 6

	PTS	TIME	HIT FACTOR	STAGE POINTS	STAGE PERCENT	COMPETITOR # Name
1	44	5,22	8,4291	45,0000	100,00	18 Cariello, Horacio
2	44	5,61	7,8431	41,8717	93,05	24 RIBAS, GUGA
3	44	6,40	6,8750	36,7031	81,56	14 Kiko, Antonio Lima
4	45	8,43	5,3381	28,4981	63,33	23 Adolpho, Antonio
5	45	8,86	5,0790	27,1150	60,26	38 LIMA, LUIZ CARLOS C.
6	42	11,17	3,7601	20,0737	44,61	31 Armenio, Joaquim

STANDARD -- Overall Stage Results**VI ETAPA IPSC ESTADUAL 2010 FTPRJ**

Printed agosto 29, 2010 at 20:31

**Stage 6 -- PISTA 6**

	PTS	TIME	HIT FACTOR	STAGE POINTS	STAGE PERCENT	COMPETITOR # Name
1	45	6,73	6,6865	45,0000	100,00	40 Zander Lima, Igor
2	44	8,98	4,8998	32,9755	73,28	3 AGUIAR, ROMERO
3	41	8,67	4,7290	31,8258	70,72	20 Januzzi, Ricardo
4	45	9,68	4,6488	31,2862	69,52	37 Ferreira, Leonardo
5	44	9,61	4,5786	30,8137	68,47	8 Failde de Souza, Luiz Carlos
6	43	10,00	4,3000	28,9390	64,31	21 Siqueira, MuriloVieira
7	45	11,16	4,0323	27,1371	60,30	26 MAIA, MARCOG
8	44	11,02	3,9927	26,8711	59,71	17 PITKOWSKI, SILVIO
9	44	11,48	3,8328	25,7944	57,32	2 Pereira, Nelson Jose
10	44	11,83	3,7194	25,0313	55,63	12 Bauer Castor, Augusto
11	45	12,72	3,5377	23,8090	52,91	45 MEINICKE, SERGIO
12	42	12,02	3,4942	23,5158	52,26	9 LAU, ARTUR
13	45	13,38	3,3632	22,6345	50,30	22 Bastos, Fabricio
14	44	13,34	3,2984	22,1979	49,33	4 Chor, Paulo
15	42	14,10	2,9787	20,0468	44,55	29 Pereira dos Santos, Joaquim
16	43	14,53	2,9594	19,9167	44,26	39 Neto, Manoel
17	44	15,61	2,8187	18,9699	42,16	19 DUTRA, ANDRE
18	43	15,28	2,8141	18,9391	42,09	43 KLEINER, SERGIO
19	30	10,79	2,7804	18,7118	41,58	30 Lima, Dalton Teixeira
20	29	10,46	2,7725	18,6587	41,46	5 PAULOROBERTO, DIAS
21	30	11,16	2,6882	18,0914	40,20	44 FERRAI, ALEXANDRE
22	26	13,31	1,9534	13,1465	29,21	32 SABOYA, JACKSON
23	15	8,64	1,7361	11,6840	25,96	34 Gomes Neto, Roberto Lourenç
24	29	17,86	1,6237	10,9278	24,28	6 Mano, Frederico
25	41	26,25	1,5619	10,5116	23,36	1 Silva, Denise Lima
26	28	21,94	1,2762	8,5889	19,09	42 BALASSIANO, ALEXANDRE
27	15	14,97	1,0020	6,7435	14,99	7 FRANKLIN, CARLOS
28	15	15,47	0,9696	6,5255	14,50	25 FARIA, JUAREZ

PRODUCTION -- Overall Stage Results**VI ETAPA IPSC ESTADUAL 2010 FTPRJ**

Printed agosto 29, 2010 at 20:31

**Stage 6 -- PISTA 6**

	PTS	TIME	HIT FACTOR	STAGE POINTS	STAGE PERCENT	COMPETITOR # Name
1	43	6,02	7,1429	45,0000	100,00	47 BRUM, VAGNER
2	41	8,24	4,9757	31,3471	69,66	36 Ribas, Heraldo Sergio
3	45	9,60	4,6875	29,5313	65,63	35 Aguiar, Luiz Oswaldo
4	45	10,07	4,4687	28,1529	62,56	13 Cerqueira, Carlos H R
5	45	10,59	4,2493	26,7705	59,49	15 Costa, Jose Carlos
6	43	10,31	4,1707	26,2755	58,39	33 Lourenço Gomes Filho, Roberto
7	45	12,55	3,5857	22,5896	50,20	49 CARVALHO, VAGNER
8	41	12,74	3,2182	20,2747	45,05	28 Razuck, Elymar
9	30	10,68	2,8090	17,6966	39,33	41 Failde, Paulo Roberto

REVOLVER (STANDARD) -- Overall Stage Results

VI ETAPA IPSC ESTADUAL 2010 FTPRJ

Printed agosto 29, 2010 at 20:31



Stage 6 -- PISTA 6

	PTS	TIME	HIT FACTOR	STAGE POINTS	STAGE PERCENT	COMPETITOR # Name
1	43	16,30	2,6380	45,0000	100,00	16 RITER, CARLOS
2	42	16,33	2,5720	43,8727	97,49	10 Priori, Manoel
3	45	19,11	2,3548	40,1683	89,26	27 Ferreira Pinto, Marcos Flávio
4	15	14,73	1,0183	17,3708	38,60	50 FLINTZ, MARCUS
5	15	27,08	0,5539	9,4487	21,00	46 CLAUDIO, JOAO

OPEN -- Overall Stage Results
VI ETAPA IPSC ESTADUAL 2010 FTPRJ

Printed agosto 29, 2010 at 20:31



Stage 7 -- PISTA 7

	PTS	TIME	HIT FACTOR	STAGE POINTS	STAGE PERCENT	COMPETITOR # Name
1	44	5,88	7,4830	45,0000	100,00	24 RIBAS, GUGA
2	42	6,06	6,9307	41,6787	92,62	14 Kiko, Antonio Lima
3	43	8,71	4,9369	29,6884	65,97	38 LIMA, LUIZ CARLOS C.
4	28	5,89	4,7538	28,5877	63,53	18 Cariello, Horacio
5	28	9,65	2,9016	17,4489	38,78	31 Armenio, Joaquim
6	40	23,23	1,7219	10,3549	23,01	23 Adolpho, Antonio

STANDARD -- Overall Stage Results**VI ETAPA IPSC ESTADUAL 2010 FTPRJ**


Printed agosto 29, 2010 at 20:31

**Stage 7 -- PISTA 7**

	PTS	TIME	HIT FACTOR	STAGE POINTS	STAGE PERCENT	COMPETITOR # Name
1	41	8,23	4,9818	45,0000	100,00	40 Zander Lima, Igor
2	39	9,66	4,0373	36,4683	81,04	3 AGUIAR, ROMERO
3	44	11,24	3,9146	35,3602	78,58	9 LAU, ARTUR
4	39	10,72	3,6381	32,8623	73,03	34 Gomes Neto, Roberto Lourenç
5	37	10,70	3,4579	31,2354	69,41	37 Ferreira, Leonardo
6	43	12,96	3,3179	29,9704	66,60	29 Pereira dos Santos, Joaquim
7	30	9,27	3,2362	29,2328	64,96	8 Failde de Souza, Luiz Carlos
8	41	13,50	3,0370	27,4333	60,96	21 Siqueira, MuriloVieira
9	41	14,91	2,7498	24,8390	55,20	7 FRANKLIN, CARLOS
10	41	15,32	2,6762	24,1743	53,72	45 MEINICKE, SERGIO
11	42	17,45	2,4069	21,7411	48,31	39 Neto, Manoel
12	28	11,91	2,3510	21,2361	47,19	30 Lima, Dalton Teixeira
13	30	13,93	2,1536	19,4535	43,23	22 Bastos, Fabricio
14	30	14,61	2,0534	18,5481	41,22	20 Januzzi, Ricardo
15	28	13,98	2,0029	18,0917	40,20	5 PAULOROBERTO, DIAS
16	37	19,45	1,9023	17,1835	38,19	26 MAIA, MARCOG
17	39	23,42	1,6652	15,0420	33,43	19 DUTRA, ANDRE
18	28	17,40	1,6092	14,5357	32,30	17 PITKOWSKI, SILVIO
19	38	28,83	1,3181	11,9060	26,46	4 Chor, Paulo
20	28	21,37	1,3102	11,8354	26,30	44 FERRAI, ALEXANDRE
21	14	13,52	1,0355	9,3536	20,79	2 Pereira, Nelson Jose
22	23	22,37	1,0282	9,2873	20,64	1 Silva, Denise Lima
23	14	24,16	0,5795	5,2343	11,63	25 FARIA, JUAREZ
24	26	45,24	0,5747	5,1913	11,54	32 SABOYA, JACKSON
25	0	15,53	0,0000	0,0000	0,00	42 BALASSIANO, ALEXANDRE
26	0	11,21	0,0000	0,0000	0,00	12 Bauer Castor, Augusto
27	0	21,64	0,0000	0,0000	0,00	43 KLEINER, SERGIO
28	0	35,87	0,0000	0,0000	0,00	6 Mano, Frederico

PRODUCTION -- Overall Stage Results**VI ETAPA IPSC ESTADUAL 2010 FTPRJ**

Printed agosto 29, 2010 at 20:31


**Stage 7 -- PISTA 7**

	PTS	TIME	HIT FACTOR	STAGE POINTS	STAGE PERCENT	COMPETITOR # Name
1	41	9,44	4,3432	45,0000	100,00	35 Aguiar, Luiz Oswaldo
2	41	9,94	4,1247	42,7364	94,97	36 Ribas, Heraldo Sergio
3	41	10,46	3,9197	40,6119	90,25	47 BRUM, VAGNER
4	43	11,70	3,6752	38,0788	84,62	13 Cerqueira, Carlos H R
5	39	10,77	3,6212	37,5189	83,38	33 Lourenço Gomes Filho, Roberto
6	33	11,67	2,8278	29,2984	65,11	28 Razuck, Elymar
7	37	19,78	1,8706	19,3810	43,07	15 Costa, Jose Carlos
8	24	17,45	1,3754	14,2501	31,67	41 Failde, Paulo Roberto
9	22	25,59	0,8597	8,9074	19,79	49 CARVALHO, VAGNER

REVOLVER (STANDARD) -- Overall Stage Results

VI ETAPA IPSC ESTADUAL 2010 FTPRJ

Printed agosto 29, 2010 at 20:31



Stage 7 -- PISTA 7

	PTS	TIME	HIT FACTOR	STAGE POINTS	STAGE PERCENT	COMPETITOR # Name
1	45	21,42	2,1008	45,0000	100,00	27 Ferreira Pinto, Marcos Flávio
2	29	16,05	1,8069	38,7028	86,01	10 Priori, Manoel
3	41	28,63	1,4321	30,6748	68,17	50 FLINTZ, MARCUS
4	37	42,42	0,8722	18,6832	41,52	46 CLAUDIO, JOAO
5	22	47,29	0,4652	9,9649	22,14	16 RITER, CARLOS

OPEN -- Overall Stage Results
VI ETAPA IPSC ESTADUAL 2010 FTPRJ

Printed agosto 29, 2010 at 20:31



Stage 8 -- PISTA 8

	PTS	TIME	HIT FACTOR	STAGE POINTS	STAGE PERCENT	COMPETITOR # Name
1	97	15,67	6,1902	100,0000	100,00	14 Kiko, Antonio Lima
2	92	16,09	5,7178	92,3696	92,37	24 RIBAS, GUGA
3	99	19,41	5,1005	82,3962	82,40	18 Cariello, Horacio
4	98	20,79	4,7138	76,1498	76,15	38 LIMA, LUIZ CARLOS C.
5	91	22,28	4,0844	65,9817	65,98	23 Adolpho, Antonio
6	81	26,21	3,0904	49,9247	49,92	31 Armenio, Joaquim

STANDARD -- Overall Stage Results**VI ETAPA IPSC ESTADUAL 2010 FTPRJ**


Printed agosto 29, 2010 at 20:31

**Stage 8 -- PISTA 8**

	PTS	TIME	HIT FACTOR	STAGE POINTS	STAGE PERCENT	COMPETITOR # Name
1	94	21,44	4,3843	100,0000	100,00	34 Gomes Neto, Roberto Lourenç
2	94	22,06	4,2611	97,1895	97,19	9 LAU, ARTUR
3	96	22,57	4,2534	97,0145	97,01	29 Pereira dos Santos, Joaquim
4	93	22,74	4,0897	93,2802	93,28	40 Zander Lima, Igor
5	98	24,47	4,0049	91,3459	91,35	20 Januzzi, Ricardo
6	94	24,08	3,9037	89,0365	89,04	37 Ferreira, Leonardo
7	96	27,50	3,4909	79,6224	79,62	8 Failde de Souza, Luiz Carlos
8	97	28,59	3,3928	77,3846	77,38	12 Bauer Castor, Augusto
9	78	24,44	3,1915	72,7931	72,79	3 AGUIAR, ROMERO
10	79	27,85	2,8366	64,6992	64,70	21 Siqueira, MuriloVieira
11	99	36,79	2,6909	61,3765	61,38	4 Chor, Paulo
12	82	32,19	2,5474	58,1018	58,10	17 PITKOWSKI, SILVIO
13	96	40,70	2,3587	53,7989	53,80	6 Mano, Frederico
14	91	38,74	2,3490	53,5770	53,58	19 DUTRA, ANDRE
15	81	34,87	2,3229	52,9822	52,98	45 MEINICKE, SERGIO
16	98	42,65	2,2978	52,4088	52,41	5 PAULOROBERTO, DIAS
17	77	33,79	2,2788	51,9756	51,98	30 Lima, Dalton Teixeira
18	91	40,63	2,2397	51,0848	51,08	1 Silva, Denise Lima
19	75	33,79	2,2196	50,6256	50,63	26 MAIA, MARCOG
20	75	34,47	2,1758	49,6269	49,63	22 Bastos, Fabricio
21	49	26,68	1,8366	41,8897	41,89	2 Pereira, Nelson Jose
22	98	54,78	1,7890	40,8038	40,80	32 SABOYA, JACKSON
23	90	53,57	1,6800	38,3193	38,32	43 KLEINER, SERGIO
24	69	41,57	1,6599	37,8587	37,86	42 BALASSIANO, ALEXANDRE
25	70	47,73	1,4666	33,4506	33,45	25 FARIA, JUAREZ
26	54	39,25	1,3758	31,3799	31,38	44 FERRAI, ALEXANDRE
27	66	49,23	1,3406	30,5781	30,58	39 Neto, Manoel
28	49	38,39	1,2764	29,1122	29,11	7 FRANKLIN, CARLOS

PRODUCTION -- Overall Stage Results**VI ETAPA IPSC ESTADUAL 2010 FTPRJ**

Printed agosto 29, 2010 at 20:31


**Stage 8 -- PISTA 8**

	PTS	TIME	HIT FACTOR	STAGE POINTS	STAGE PERCENT	COMPETITOR # Name
1	81	21,34	3,7957	100,0000	100,00	47 BRUM, VAGNER
2	92	25,93	3,5480	93,4748	93,47	33 Lourenço Gomes Filho, Roberto
3	86	24,34	3,5333	93,0866	93,09	36 Ribas, Heraldo Sergio
4	98	31,49	3,1121	81,9904	81,99	41 Failde, Paulo Roberto
5	64	26,27	2,4362	64,1844	64,18	13 Cerqueira, Carlos H R
6	75	31,89	2,3518	61,9607	61,96	35 Aguiar, Luiz Oswaldo
7	77	34,18	2,2528	59,3510	59,35	49 CARVALHO, VAGNER
8	62	34,63	1,7904	47,1681	47,17	28 Razuck, Elymar
9	77	47,32	1,6272	42,8702	42,87	15 Costa, Jose Carlos

REVOLVER (STANDARD) -- Overall Stage Results

VI ETAPA IPSC ESTADUAL 2010 FTPRJ

Printed agosto 29, 2010 at 20:31



Stage 8 -- PISTA 8

	PTS	TIME	HIT FACTOR	STAGE POINTS	STAGE PERCENT	COMPETITOR # Name
1	94	34,11	2,7558	100,0000	100,00	10 Priori, Manoel
2	96	43,93	2,1853	79,2983	79,30	16 RITER, CARLOS
3	96	47,28	2,0305	73,6797	73,68	27 Ferreira Pinto, Marcos Flávio
4	79	62,86	1,2568	45,6044	45,60	50 FLINTZ, MARCUS
5	60	61,77	0,9713	35,2474	35,25	46 CLAUDIO, JOAO